

Data sheet

Laboratory Refrigerator CHL 1200 Smart



The photo above is for reference only, may show additional options not included in standard equipment.
The real appearance, particularly color and structure of the material may differ from the ones presented in the photo.

Advantages of the SMART controller:

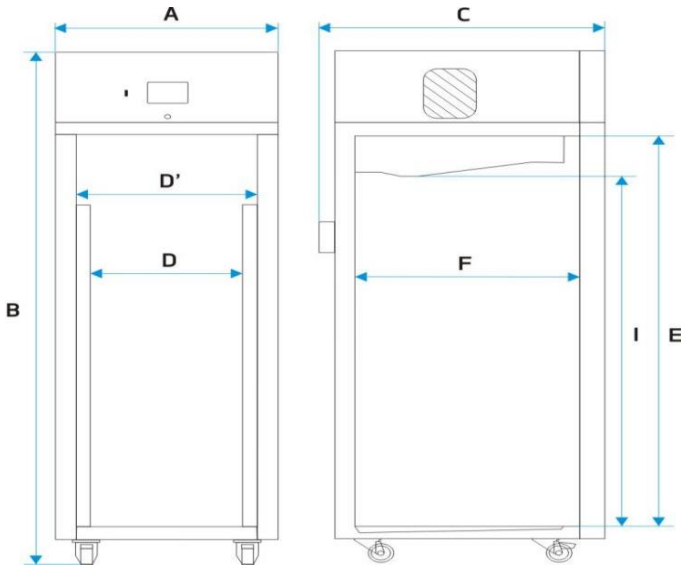
- 4,3", clear, full colour touch screen
- LAN, USB ports for data transfer
- multi-segment time and temperature programs
- visual and sound alarm
- internal memory for programs and data storage
- event registry
- LabDesk software and user manual for direct download
- Quick change of program parameters
- Alarm Bar
- operating with gloves on

TECHNICAL DATA

air convection	forced
chamber capacity [l]	1365
working capacity [l]	1239
controller	microprocessor with external LCD graphic display
display	4,3" full colour touch screen

TEMPERATURE

temperature range [°C]	0...+15 / -10...+15 (option)
temperature resolution every ... [°C]	0,1
over temperature protection	class 1.0 to DIN 12880 / class 3.2 (option) / class 3.2 in Smart PRO

CHAMBER	
door type	solid / glass or double (option) /1/
Interior	
B Smart	aluminium
C Smart	stainless steel to DIN 1.4016
CS Smart	stainless steel to DIN 1.4016
P Smart	acid-proof stainless steel to DIN 1.4301
PS Smart	acid-proof stainless steel to DIN 1.4301
housing	
B Smart	powder coated sheet
C Smart	powder coated sheet
CS Smart	stainless steel polished
P Smart	powder coated sheet
PS Smart	stainless steel polished
overall dims [mm] /2/	
width A	1480
height B	1990
depth C	860
internal dims [mm] /3/	
width D	1270
width D'	1340
height E	1510
depth F	680
depth F'	-
depth G	-
height H	-
height I	1360
	
shelves (standard / max)	2 x 3 // 11 (8)
max shelf workload [kg] /4/	30
- reinforced shelf version (PW) /5/	100
max unit workload [kg]	300
- reinforced unit version (W) /6/	-
weight [kg]	185

ELECTRICAL PARAMETERS

voltage*	230V 50Hz
nominal power [W]	550
warranty	24 months
manufacturer	POL-EKO-APARATURA

all the above technical data refer to standard units (without optional accessories)

* - 230V 60Hz, 115V 60Hz also available

1 - additional internal glass door

2 - depth doesn't include 50 mm of power cable

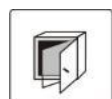
3 - dims of units with double door can be smaller

4 - on uniformly loaded surface

5 - reinforced shelf

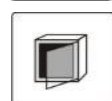
6 - reinforced version

OPTIONS AND ACCESSORIES



Order number: */C

Internal glass door



Order number: */A

External glass door



Order number: */P

Wire shelf



Order number: */P INOX

Stainless steel wire shelf



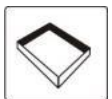
Order number: */PP

Perforated shelf



Order number: */PW

Reinforced shelf



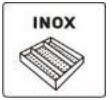
Order number: KUW GN*/*

Stainless steel cuvettes



Order number: ST/CHL/SWP ALU

Aluminum drawer with powder coated slides



number: ST/CHL/SWP INOX

Stainless steel drawer with powder coated slides




Order number: ST/CHL/SWPN INOX

Stainless steel drawer with stainless steel slides



Order number: *PLUS

Automatic defrosting function



Order number: */T

Low temperature version

	Order number: ST/CHL WENT	Fan speed control
	Order number: LOD	Door opening counter
	Order number: GNZ	Internal socket
	Order number: OCZ/N	Non-standard access port for external sensor
	Order number: LabDesk	LabDesk - software
	Order number: BRT/* /L or IQ/OQ/PQ	Calibration and IQ, OQ, PQ qualification
	Order number: */3.2	Over temperature protection 3.2 class according to DIN 12880
	Order number: */RK	Chart recorder
	Order number: */ZKM	Magnetic door lock